

# Brutus' Safety Quest

ENVIRONMENTAL HEALTH AND SAFETY


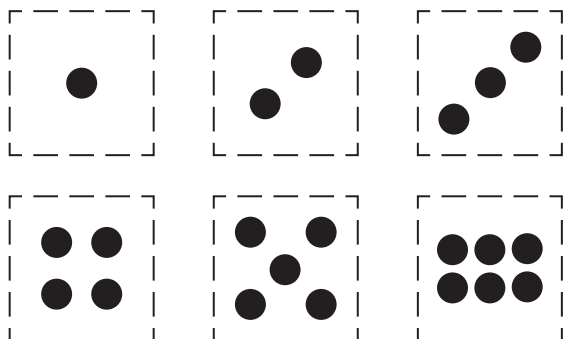

## HOW TO PLAY

Flip all six numbered squares over, shuffle, and choose one square to see which player goes first. The player with the highest number begins. The other players follow clockwise in turn. To move, flip all six numbered squares over, shuffle, and choose one square. Advance that number of spaces. If you land on a red space, follow the arrow to either jump ahead or fall behind. The first person to make it to the finish wins!

### GAME PIECES

Cut along the dashed line and cut a slit at the base of Brutus to create game pieces. Alternatively, use coins, colored paper or any object of your choosing.

Flip all six numbered squares over, shuffle, and choose one square. Advance that number of spaces. Alternatively, download a free dice rolling app for smart phones.



**Be safe today and remain a Buckeye tomorrow.**