


HS Assist/HP Assist:

Topic: Lab Surveys

Laboratory Survey Management

Lab Surveys Icon: Open the Lab Surveys icon from the main EHS page:

EHS Assist/HP Assist



Quick Links

- [EHS Homepage](#)
- [EHS Online Training](#)
- [Chemical Hygiene Plan \(CHP\)](#)
- [SDS Search-ChemWatch](#)

Inspections **Inventory** **New Worker Registration** **RAM Waste Supplies** **Lab Surveys** **Equipment** **Add/Remove Lab**

From this screen you can add laboratory contamination surveys:

<input type="button" value="+ Add"/> <input type="button" value="Edit"/> <input type="button" value="Archive"/> <input type="button" value="View Archived Contamination Histories"/>				
Drag a column header and drop it here to group by that column				
PI ↑	Location(s)	Survey Date	No Radionuclide Use	Performed By
<input type="text"/> ▾	<input type="text"/> ▾	<input type="text"/> <input type="button" value="Calendar"/> ▾	<input type="text"/> ▾	<input type="text"/> ▾

To begin, click the "Add" button:

<input type="button" value="+ Add"/> <input type="button" value="Edit"/> <input type="button" value="Archive"/> <input type="button" value="View Archived Contamination Histories"/>				
Drag a column header and drop it here to group by that column				
PI ↑	Location(s)	Survey Date	No Radionuclide Use	Performed By
<input type="text"/> ▾	<input type="text"/> ▾	<input type="text"/> <input type="button" value="Calendar"/> ▾	<input type="text"/> ▾	<input type="text"/> ▾

Enter in the required field information in the contamination survey form:

- PI Name
- Survey Date
- Survey Location
- Survey Performed By
- Removable Contamination Found (200 dpm/100cm²) (Yes/No)*

The screenshot shows a web-based form titled "Contamination Survey" with several input fields and dropdown menus. Below the form is a "Documentation" section containing a table with columns for "Date" and "Document / File Name".

Contamination Survey Form Fields:

- *PI: Dropdown menu
- *Survey Date: Text input (12/12/2018) with a calendar icon
- *Locations: Text input
- *Performed By: Text input
- Survey Meter: Dropdown menu
- * Removable Contamination Found (200 dpm/100cm²): Dropdown menu
- Decontaminated: Dropdown menu

Documentation Table:

Date ↓	Document / File Name

*If contamination was found during the survey, choose "Yes" from the dropdown menu. You will also need to choose if the area was decontaminated in the dropdown menu provided (Yes/No).

Contamination Survey

*PI	Researcher, Joseph	*Performed By	Joe Researcher
*Survey Date	12/11/2018	*Survey Meter	1234567 : Ludlum : 26
<input type="checkbox"/> No Radionuclide Use		*Contamination Found	No
*Locations	1314 Kinnear Road:104	Decontaminated	

Documentation

+ Add Edit Archive Row View Document / File View Archived Options

Date ↓	Document / File Name
--------	----------------------

Once the required information has been provided upload the required [RS-15 Laboratory Survey Results](#) document.

Click the “Add” button.

Contamination Survey

*PI	Researcher, Joseph	*Performed By	Joe Researcher
*Survey Date	12/11/2018	*Survey Meter	1234567 : Ludlum : 26
<input type="checkbox"/> No Radionuclide Use		*Contamination Found	No
*Locations	1314 Kinnear Road:104	Decontaminated	


Documentation

[+ Add](#) [Edit](#) [Archive Row](#) [View Document / File](#) [View Archived](#) [Options](#)

Date	Document / File Name
------	----------------------

Enter the Survey Date:

Documentation

***Date** 

Document (RS-15
Laboratory Survey
Results)

Select Document / File For Upload...


Save Document / File Cancel

+ Add Edit Archive Row View Document / File View Archived Options

Date ↓	Document / File Name
--------	----------------------

Upload a copy of the RS-15 Laboratory Survey Results:

Documentation

*Date 

Document (RS-15 Laboratory Survey Results)

Select Document / File For Upload...

Save Document / File Cancel

+ Add Edit Archive Row View Document / File View Archived Options

Date ↓	Document / File Name
--------	----------------------

The date and the file name will appear as part of the survey history:

Contamination Survey

*PI: Researcher, Joseph *Performed By: Joe Researcher

*Survey Date: 12/12/2018 Survey Meter: 100955 : Ludlum : 3

*Locations: 1314 Kinnear Road: 103 X *Removable Contamination Found (200 dpm/100cm2): No

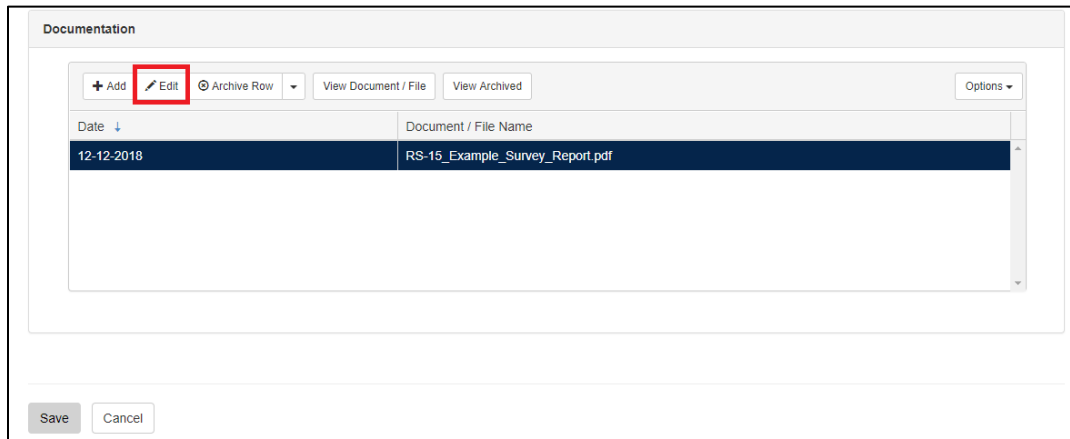
Decontaminated: [Dropdown]

Documentation

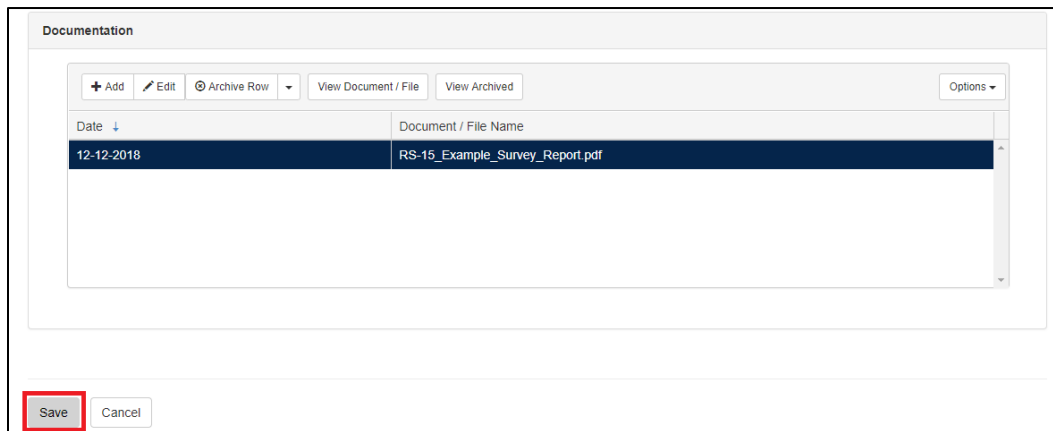
+ Add Edit Archive Row View Document / File View Archived Options

Date ↓	Document / File Name
12-12-2018	RS-15_Example_Survey_Report.pdf

If you need to edit the survey document or file, click “edit”. This will allow you to upload a different file as a replacement:



Once complete, click “save”. This will complete the survey history.



You can begin the process again by adding a new history until all of your surveys have been entered.

For more information on using the EHSA system use the “Help” button located at the bottom of each page. If you need assistance contact your EHS safety representative or email general questions to: ehs@osu.edu

